

HISTORY

The Stone Age - Mesolithic

It is not necessary to carry out all the activities contained in this unit.

Please see *Teachers' Notes* for explanations, additional activities, and tips and suggestions.


Theme	The Stone Age - Mesolithic.
Level	A1 – B1
Language focus	vocabulary, word identification, grammar, use of student's own language.
Learning focus	Using History textbooks and accessing curriculum content and learning activities.
Activity types	Matching, word identification, structuring sentences and text, cloze, multiple choice, reading comprehension, categorising vocabulary, recording learning, developing a learning resource.
Acknowledgement	Extracts from <i>History Revision for Junior Certificate</i>. Desmond O' Leary. Gill & Macmillan. We gratefully acknowledge Gill & Macmillan for the right to reproduce text in some of these activities.
Learning Record	A copy of the Learning Record should be distributed to each student. Students should: <ol style="list-style-type: none">1. Write the subject and topic on the record.2. Tick off/date the different statements as they complete activities.3. Keep the record in their files along with the work produced for this unit.4. Use this material to support mainstream subject learning.

Making the best use of these units

- **Introduction** should ensure that students understand **what** they are doing and **why**. Many students will have some difficulty in understanding both the language in the activity and the instructions/purpose for carrying out the activity.
- You can create your **personal teaching resource** by printing these units in full and filing them by subject in a large ring binder.
- **Encourage students to:**
 - Bring the relevant **subject textbooks** to language support class. It does not matter if they have different textbooks as the activities in these units refer to vocabulary and other items that will be found in all subject textbooks. These units are based on curriculum materials.
 - Take some **responsibility for their own learning** programmes by:



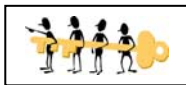
Developing a **personal dictionary** for different subjects, topics, and other categories of language, on an on-going basis. This prompt is a reminder.



Recording what they have learnt on the **Learning Record**, which should be distributed at the start of each unit.



Keeping their own **files** with good examples of the work produced in language support for different subjects and topics. This file will be an invaluable **learning resource** in supporting mainstream learning.



Indicates that answers may be found at the end of the unit.

Don't forget that many of the activities in these units are suitable as **homework** tasks, for **self-study**, or for use in the **subject classroom** with the agreement of the subject teacher.

NAME: _____ DATE: _____
HISTORY: The Stone Age - Mesolithic

Keywords

The full list of keywords for this unit is as follows:

Nouns

age
archaeologist/archaeologists
arrowheads
bones
bridge
clay
dwellings
excavation
flint
forest
grain
hole
hunters
ice-caps
land bridge
microliths
middens
people/peoples
punches
Sandel (Mount Sandel)
Sandelians
scrapers
seeds
standing stone
stone
Stone Age
tools
weapons
tools

Verbs

to clear the land
to cover
to dig
to discover
to eat
to excavate
to fish
to hunt
to keep
to know
to link
to live
to make
to melt
to mount
to polish

Adjectives

archaeological
fertile
huge
oldest
walled

Mesolithic
Neolithic
Sandelian

Other terms

BC (Before Christ)
near

NAME: _____ DATE: _____
HISTORY: The Stone Age - Mesolithic

Vocabulary file 1

This activity may be done in language support class or in the mainstream subject classroom.

Word	Meaning	Word in my language
bones		
excavation		
clay		
tools		
flint		
hunters		




Get your teacher to check this and then file it in your resource folder so you can use it in the future.

NAME: _____ DATE: _____
HISTORY: The Stone Age - Mesolithic

Vocabulary file 2

This activity may be done in language support class or in the mainstream subject classroom.

Word	Meaning	Word in my language
archaeologist		
fertile		
oldest		
near		
to cover		
to discover		



Get your teacher to check this and then file it in your resource folder so you can use it in the future.

NAME: _____ DATE: _____
HISTORY: The Stone Age - Mesolithic

Vocabulary file 3

This activity may be done in language support class or in the mainstream subject classroom.

Word	Meaning	Word in my language
to know		
to link		
to polish		
BC (Before Christ)		
to melt		
to excavate		



Get your teacher to check this and then file it in your resource folder so you can use it in the future.

NAME: _____ DATE: _____
HISTORY: The Stone Age - Mesolithic

Level: All
Type of activity: Whole class

Focus: vocabulary, spelling,
dictionary, categorising
vocabulary
Suggested time: 10 minutes

Activating students' existing knowledge

Use a spidergram to activate students' ideas and knowledge on the key points in this chapter. See **Teachers' Notes** for suggestions.

Possible key terms for the spidergram:

hunters

history

ancient man

dwelling

- Invite students to provide key words in their own languages.
- Encourage dictionary use.
- Encourage students to organise their vocabulary into relevant categories (e.g. meaning, nouns, keywords, verbs etc.).



Students should record vocabulary and terms from the spidergram in their personal dictionaries.

NAME: _____ DATE: _____
 HISTORY: The Stone Age - Mesolithic

Level: A1
Type of activity: Pairs or individual

Focus: vocabulary, spelling, dictionary, plural forms
Suggested time: 30 minutes

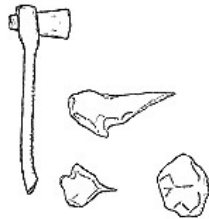
Working with words - Tick the correct answer

1)



- a) teacher
- b) tools
- c) bones
- d) class

2)



- a) stone
- b) school
- c) tools
- d) bones

Singular and plural

Write the singular or plural of these nouns. Be careful about spelling!

Singular	Plural
tool	
	classes
	stones
bone	
flint	
	schools
man	
midden	

Level: A1
Type of activity: Pairs or individual

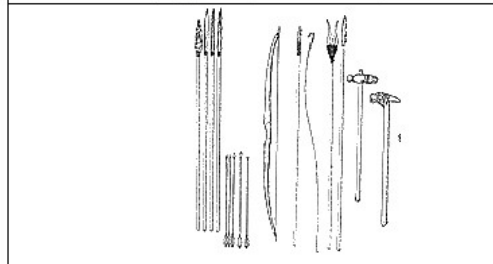
Focus: vocabulary, basic sentence structure, question forms
Suggested time: 30 minutes

Picture sentences - Tick the correct answer

1.
 - a) This is stone
 - b) This is a schoolbag
 - c) These are bones

2.
 - a) This is a bridge
 - b) These are people
 - c) These are archaeologists

3.
 - a) This is an excavation
 - b) These are weapons
 - c) These are bones



Asking questions ? ? ?

Change some of the sentences above into questions.

Is this _____ ?

Is this _____ ?

Is this _____ ?

Are these _____ ?

Are these _____ ?

Are these _____ ?

Now write your own questions about the Stone Age:

What words do you know for asking questions?

NAME: _____ DATE: _____

HISTORY: The Stone Age - Mesolithic

Level: A1 / A2

Type of activity: Pairs or individual

Focus: word identification, vocabulary, proper nouns

Suggested time: 20 minutes

Odd One Out

Circle the word which does not fit with the other words in each line.

Example: chair desk book **train**



1. microlith school dog man
2. principal bones teacher year head
3. Mesolithic car bag class
4. hot cold Sandel warm

Why does Sandel have a capital S?

Circle the words that should have a capital letter and write the word correctly.

Example: school house **ireland** ireland

ice animals stone age _____


britain fish trees _____

tools antrim bones _____



dictionary?

Are all these words in your personal



Have you ticked this activity on your Learning Record?

NAME: _____ DATE: _____
HISTORY: The Stone Age - Mesolithic

Level: A2 / B1
Type of activity: Individual

Focus: key vocabulary,
structuring sentences
Suggested time: 40 minutes

Hidden History keywords

Fill in the missing letters of the keywords listed below.

On the line beside each word, write whether the word is a noun, an adjective or a verb.

1. fl__n__ _____
2. s__on__ _____
3. b__n__s _____
4. M_s_lit_ic _____

Find each word in your text book. Put each word into a short sentence.

1. _____
2. _____
3. _____
4. _____




Check that these keywords are in your personal dictionary.

NAME: _____ DATE: _____
 HISTORY: The Stone Age - Mesolithic

Level: A1 / A2
 Type of activity: Pairs or individual

Focus: key vocabulary, pronunciation, spelling
 Suggested time: 20 minutes



Unscramble the letters

1. These are small stones MIRCLOITHS
Answer _____

2. Tools were made from SETNO
Answer _____

3. Kitchens were called MDEDSIN
Answer _____

4. People who dig up bones SARHCTAELOGOIS
Answer _____

Look at each word as you write the Answer.

Is your spelling correct?

Can you pronounce the word?

Do you know what the word means?

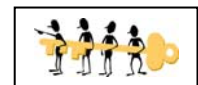
Have you got this word in your personal dictionary?

Solve the secret code



English=	A	C	D	E	F	I	N	M	O	S	T	U
Code=	B	X	Y	F	G	Q	R	O	L	E	A	W

example: EAWYFRA = STUDENT




OQYYFRE _____

NAME: _____ DATE: _____
HISTORY: The Stone Age - Mesolithic

Level: A2 / B1
Type of activity: Pairs or individual

Focus: reading comprehension, extracting meaning from text, vocabulary, organising information
Suggested time: 30 minutes



Completing sentences

Fill in the blanks in these sentences. Use words from the Word Box below.

1. Huge ice-caps covered Ireland during the last ice age.
2. By c. 8000 BC most of the ice had melted and animals and _____ (middle Stone Age) hunters entered the island, probably using land bridges linking Ireland with Britain and the Continent.

Mount _____

1. The oldest known site used by these _____ is at Mount Sandel, near the river Bann.
2. _____ digging there discovered animal and fish bones, pollen, _____, post holes and the remains of fires.

Word Box

Archaeologists	hunters	Sandel
microliths	Mesolithic	

How the people lived

This evidence tells us much about the 'Sandelians'.

1. They hunted deer and wild pigs in forests of oak and elm.
2. They fished for salmon and eels.
3. They ate wild berries and nuts.
4. They made scrapers, punches and arrowheads from flint obtained in Antrim.

Using the four sentences above, fill in the information on this table:

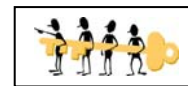
What did they hunt?	What did they eat?	What did they make?

Level: A2 / B1
Type of activity:
Individual

Focus: key vocabulary, topic
information, reading
comprehension, multiple choice
Suggested time: 30 minutes

Multiple choice

(Read the text below and choose the best answers)



Text:

The Evidence


1. Neolithic (new Stone Age) farmers entered Ireland about 3500 BC.
2. Finds of bones show that they kept cattle, sheep and pigs.
3. Pollen indicates that they grew wheat and barley.
4. Excavations at Belderg, Co. Mayo show that they (i) divided the fertile land into walled fields and (ii) used cultivation ridges similar to modern 'lazy beds'.

Artefacts

1. These farmers also made clay pots in which they kept their grain and seed and in which they cooked their food.
2. Their tools and weapons were better than those of the hunters and included large, polished stone axes with which they cleared the land of trees.

Circle the correct answer:

- 1). When did Neolithic farmers enter Ireland?
a) 45BC
b) 50BC
c) 3500BC
d) 40BC
- 2). What showed that they kept cattle, sheep and pigs?
a) photos
b) paintings
c) bones
d) people
- 3). What does Neolithic mean?
a) new Stone Age
b) spit
c) rub your eyes
d) smell them
- 4). Did the farmers also make clay pots?
a) Yes
b) No
- 5). Is Belderg in Co. Mayo?
a) Yes
b) No



Why do we use
capital letters for
some words and not
for others?

NAME: _____ DATE: _____
HISTORY: The Stone Age - Mesolithic

Level: A2 / B1
Type of activity: Pairs/small groups

Focus: vocabulary, reading comprehension, organising information, structuring text
Suggested time: 40 minutes

Writing

Look at the text again on page 13 of this learning unit and fill in the information on this grid:

When	Who	Evidence	Artefacts

Write a summary of the text in your own words. Write approximately 50 words.

Title: _____



Get your teacher to check this, then file it in your folder so you can use it in the future.

NAME: _____ DATE: _____
 HISTORY: The Stone Age - Mesolithic

Level: All
Type of activity: Individual

Focus: content words, dictionary work, word identification and categorisation
Suggested time: 30 minutes

Grammar points

In this Unit, we came across the following nouns:

- flint
- bones
- middens

Look up these words in your dictionary.

Noun	Meaning	In my language
flint		
bones		
middens		

Verb Hunt

Circle the 3 verbs in these columns. Score 4 points for each correct answer. Who will score the highest? Perhaps you will. Good luck!

Mesolithic

Sandel

stone

peoples

middens

found

lived

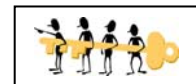
Sandelians

microliths

cage

made

archaeologist



Your score: _____ points

NAME: _____ DATE: _____
HISTORY: The Stone Age - Mesolithic

Level: All
Type of activity: Individual

Focus: prepositions, sentence structure, writing text
Suggested time: 30 minutes

Grammar points

In this Unit, we came across prepositions.
Look through your textbook to find these words. Check the meanings in your dictionary.

Write a short sentence in your own words using each preposition.

at _____

out _____

in _____

of _____

on _____

with _____

to _____

from _____



Get your teacher to check this. then file it in your folder

NAME: _____ DATE: _____
HISTORY: The Stone Age - Mesolithic

Alphaboxes

Level A1 and A2

Using your textbook, find **one** word beginning with each of the letters of the alphabet.
Write the word in the relevant box. You could also write the word in your own language.

a	b	c
d	e	f
g	h	i
j	k	l
m	n	o
p	q	r
s	t	u
v	w	xyz

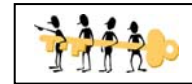
Do you understand all these words?



Get your teacher to check this, then file it in your folder so you can use it in the future.

NAME: _____ DATE: _____
HISTORY: The Stone Age - Mesolithic

Word search



Level: All levels

Find the words below. When you have found all the words, write each word in your own language.

L I U S U R Q R C S T O N E W
M L U M E S O L I T H I C H Y
L F Q W C L G K H T U K G O H
C R S V C L I O M O U N T G L
M I D D E N S O U U G E K F I
M I C R O L I T H S A N D E L
K M C I B O N E S Z Z G N V J
N W D T J S A N D E L I A N S
F R E N D V T O O L S S M M G
F L I N T M F O U N D A A S E
S V J G T P E O P L E S M O C
T L U W Z A U C C N T S I A U
E U B L L I V E D R O T S U Y
A R C H A E O L O G I S T S W
K A G E L K Y V S H J R C R L

AGE
ARCHAEOLOGISTS
BONES
FLINT
FOUND
LIVED
MESOLITHIC
MICROLITHS
MIDDENS
MOUNT
PEOPLES
SANDEL
SANDELIANS
STONE
TOOLS

NAME: _____ DATE: _____
HISTORY: The Stone Age - Mesolithic

Play Snap

Make Snap cards with 2 sets of the same keywords. See *Notes for teachers* for ideas about how to use the cards.



Mesolithic	Mesolithic
people	people
lived	lived

NAME: _____ DATE: _____

HISTORY: The Stone Age - Mesolithic

tools

tools

flint

flint

stones

stones

NAME: _____ DATE: _____
HISTORY: The Stone Age - Mesolithic

bones	bones
Microlithic	Microlithic
Sandelians	Sandelians

NAME: _____ DATE: _____
HISTORY: The Stone Age - Mesolithic

Answer Key

Odd One Out = microlith, bones, Mesolithic, Sandel

Letter Scramble = microliths
stones
middens
archaeologist

Secret Code = middens

Completing Text =

Huge ice-caps covered Ireland during the last ice age. I

2. By c. 8000 BC most of the ice had melted and animals and Mesolithic (middle Stone Age) hunters entered the island, probably using land bridges linking Ireland with Britain and the Continent.

Mount Sandel

1. The oldest known site used by these hunters is at Mount Sandel, near the river Bann.
2. Archaeologists digging there discovered animal and fish bones, pollen, microliths, post holes and the remains of fires.

How the people lived

This evidence tells us much about the 'Sandelians'.

1. They hunted deer and wild pigs in forests of oak and elm.
2. They fished for salmon and eels.
3. They ate wild berries and nuts.
4. They made scrapers, punches and arrowheads from flint obtained in Antrim.

(History revision for Junior Certificate, page 3)

NAME: _____ DATE: _____
HISTORY: The Stone Age - Mesolithic

Multiple Choice = c, c, a, a, a

Grammar Points = found, lived, made

Word Search:

L I U S U R Q R C S T O N E W
M L U M E S O L I T H I G H Y
L F Q W C L G K H T U K G O H
C R S V C L I O M O U N T F G L
M I D D E N S O U U G E K F I
M I G R O L I T H S A N D E L
K M C I B O N E S Z Z G N V J
N W D T J S A N D E L I A N S
F R E N D V T O O L S S M M G
F L I N T M F O U N D A A S E
S V J G T P E O P L E S M O C
T L U W Z A U C C N T S I A U
E U B L L I V E D R O T S U Y
A R C H A E O L O G I S T S W
K A G E L K Y V S H J R C R L